

KONAMI

NES-ZN-USA

ZEN

INTERGALACTIC NINJA™

INSTRUCTION BOOKLET

EmuMovies

KONAMI, INC. LIMITED WARRANTY

Konami, Inc. warrants to the original purchaser of this Konami software product that the medium on which this computer program is recorded is free from defects in materials and workmanship for a period of ninety (90) days from the date of purchase. This Konami software program is sold "as is," without express or implied warranty of any kind, and Konami is not liable for any losses or damages of any kind resulting from use of this program. Konami agrees for a period of ninety (90) days to either repair or replace, at its option, free of charge, any Konami software product, postage paid, with proof of date of purchase, at its Factory Service Center. This warranty is not applicable to normal wear and tear. This warranty shall not be applicable and shall be void if the defect in the Konami software product has arisen through abuse, unreasonable use, mistreatment or neglect. THIS WARRANTY IS IN LIEU OF ALL OTHER WARRANTIES AND NO OTHER REPRESENTATIONS OR CLAIMS OF ANY NATURE SHALL BE BINDING ON OR OBLIGATE KONAMI. ANY IMPLIED WARRANTIES APPLICABLE TO THIS SOFTWARE PRODUCT, INCLUDING WARRANTIES OF MERCHANTABILITY AND FITNESS FOR A PARTICULAR PURPOSE, ARE LIMITED TO THE NINETY (90) DAY PERIOD DESCRIBED ABOVE. IN NO EVENT WILL KONAMI BE LIABLE FOR ANY SPECIAL INCIDENTAL OR CONSEQUENTIAL DAMAGES RESULTING FROM POSSESSION, USE OR MALFUNCTION OF THIS KONAMI SOFTWARE PRODUCT. Some states do not allow limitations as to how long an implied warranty lasts and/or exclusions or limitations of incidental or consequential damages so the above limitations and/or exclusions of liability may not apply to you. This warranty gives you specific rights, and you may also have other rights which vary from state to state.

ADVISORY - READ BEFORE USING YOUR NES

A very small portion of the population may experience epileptic seizures when viewing certain kinds of flashing lights or patterns that are commonly present in our daily environment. These persons may experience seizures while watching some kinds of television pictures or playing certain video games. Players who have not had any previous seizures may nonetheless have an undetected epileptic condition. We suggest that you consult your physician if you have an epileptic condition or if you experience any of the following symptoms while playing video games: altered vision, muscle twitching, other involuntary movements, loss of awareness of your surroundings, mental confusion and/or convulsions.

WARNING: DO NOT USE WITH FRONT OR REAR PROJECTION TV.

Do not use a front or rear projection television with your Nintendo Entertainment System® (NES) and NES games. Your projection television screen may be permanently damaged if video games with stationary scenes or patterns are played on your projection television. Similar damage may occur if you place a video game on hold or pause. If you use your projection television with NES games, Nintendo will not be liable for any damage. This situation is not caused by a defect in the NES or NES games; other fixed or repetitive images may cause similar damage to a projection television. Please contact your TV manufacturer for further information.



THIS OFFICIAL SEAL IS YOUR ASSURANCE THAT NINTENDO HAS APPROVED THE QUALITY OF THIS PRODUCT. ALWAYS LOOK FOR THIS SEAL WHEN BUYING GAMES AND ACCESSORIES TO ENSURE COMPLETE COMPATIBILITY WITH YOUR NINTENDO ENTERTAINMENT SYSTEM. ALL NINTENDO PRODUCTS ARE LICENSED BY SALE FOR USE ONLY WITH OTHER AUTHORIZED PRODUCTS BEARING THE OFFICIAL NINTENDO SEAL OF QUALITY.

LICENSED BY NINTENDO®
FOR PLAY ON THE

Nintendo
ENTERTAINMENT
SYSTEM®

Nintendo®, Nintendo Entertainment System®
and NES® are trademarks of Nintendo of
America Inc.

CONGRATULATIONS, MY PLANET-PROTECTING FRIEND.

You have taken the first step toward reaching a higher state of Zen. Before taking on this intense challenge to environmental well-being, we suggest you become fully hip to this personal guide to the ways of Zen.

TABLE OF CONTENTS

THE ZEN STORY	4-5
HOW TO START FIGHTING GRIME.....	5-7
THE NOT-SO GREEN SCREEN.....	8
THE CONTROLS.....	8
MOVES OF A NINJA MASTER.....	9-10
CONTAMINATION ZONES	11-13
BONUS STAGE.....	14-15
BOSS STAGES	16-17
BONUS ITEMS.....	18
THE GARBAGE DISPOSERS.....	19
THE POLLUTION PATROL.....	20-21



HOW IT GOT TO BE ZEN'S JOB TO TAKE OUT THE TRASH

Zen would have been nothing more than a speck of space dust if he had stayed on his birth planet. But lucky for him, and for intergalactic ecology, he was rescued by the Masters. It was on their planet OM that the young Zen learned a futuristic form of ninja and meditation for superior mental ability. As he got older, these skills earned him the reputation of being the most sought after soldier-of-fortune in the cosmos.

Zen even captured the attention of the Gordons, an ancient alien race of high intelligence. They observed the brash blue vigilante on routine missions as he brought swarms of interstellar outlaws to their knees with his Photon-Stick. Just the Intergalactic Warrior for the job. The Gordons, being the environmental watchdogs of the entire galaxy, hired our hero to be their enforcer. Zen thought it sounded like an easy job on the third planet from a sun in the Milky Way galaxy. Little did he know he was about to face his ultimate nemesis.

The trouble starts on Planet Earth, one of the Gordons' most amusing favorites, at the brink of serious disaster. Just when Earthlings have started to become more careful about how they treat their planet, they're plagued by the crazy plans of the putrid Lord Contaminous. The treacherous Contaminous emerged from a festering toxic waste dump and he and his army of foul followers are out to trash the biosphere. To make things more complicated, an Earthboy named Jeremy has accidentally discovered the Geocrystal, a gem with the power to save the world, and the forces of Contaminous will stop at nothing to snag that rock.

So Zen must save Jeremy the Starchilde, pocket the Geocrystal and defeat the supreme forces of filth if Planet Earth is to ever see another Earth Day! Read on to see how you can help.

HOW TO START PUTTING LITTER IN ITS PLACE

The pollution-powered pests are already making a mess of things. So the first thing you've got to do is insert the Game Pak into the NES™ and turn it on. Watch the introduction or press the START BUTTON and you will be at the Title screen. At the Title screen you can select START or OPTION by pressing the CONTROL PAD up or down to highlight your selection. Press the START BUTTON to lock in your choice and move to the next screen.

In the Option mode, you can adjust the settings for REST (number of life restore units), DIFFICULTY (difficulty level), BGM (background music) and SOUND (sound effects). To make an adjustment, move to the specific item by pressing the CONTROL PAD down or up. Press the CONTROL PAD left or right to review your options. Press the A or B BUTTON to lock in your choice. Select END and press the A or B BUTTON to return to the Title screen.

Once you return to the Title screen, press the START BUTTON and you will move to the Stage Select screen.

Staging the Pollution Solution Revolution

Once at the Stage Select screen, you can pick the stage you'd like to tackle first by pressing the CONTROL PAD right or left until the catastrophe of your choice appears in the selection window on the screen. Lord Contaminous has taken control of every environmental disaster known to civilization and has placed his Generals of Junk in command of their individual area of expertise. Each of the 4 stages has a unique objective to accomplish to earn a fight with these grungy Generals. Once you have completed your mission you move on to the Bonus Stages and the Boss Stages.



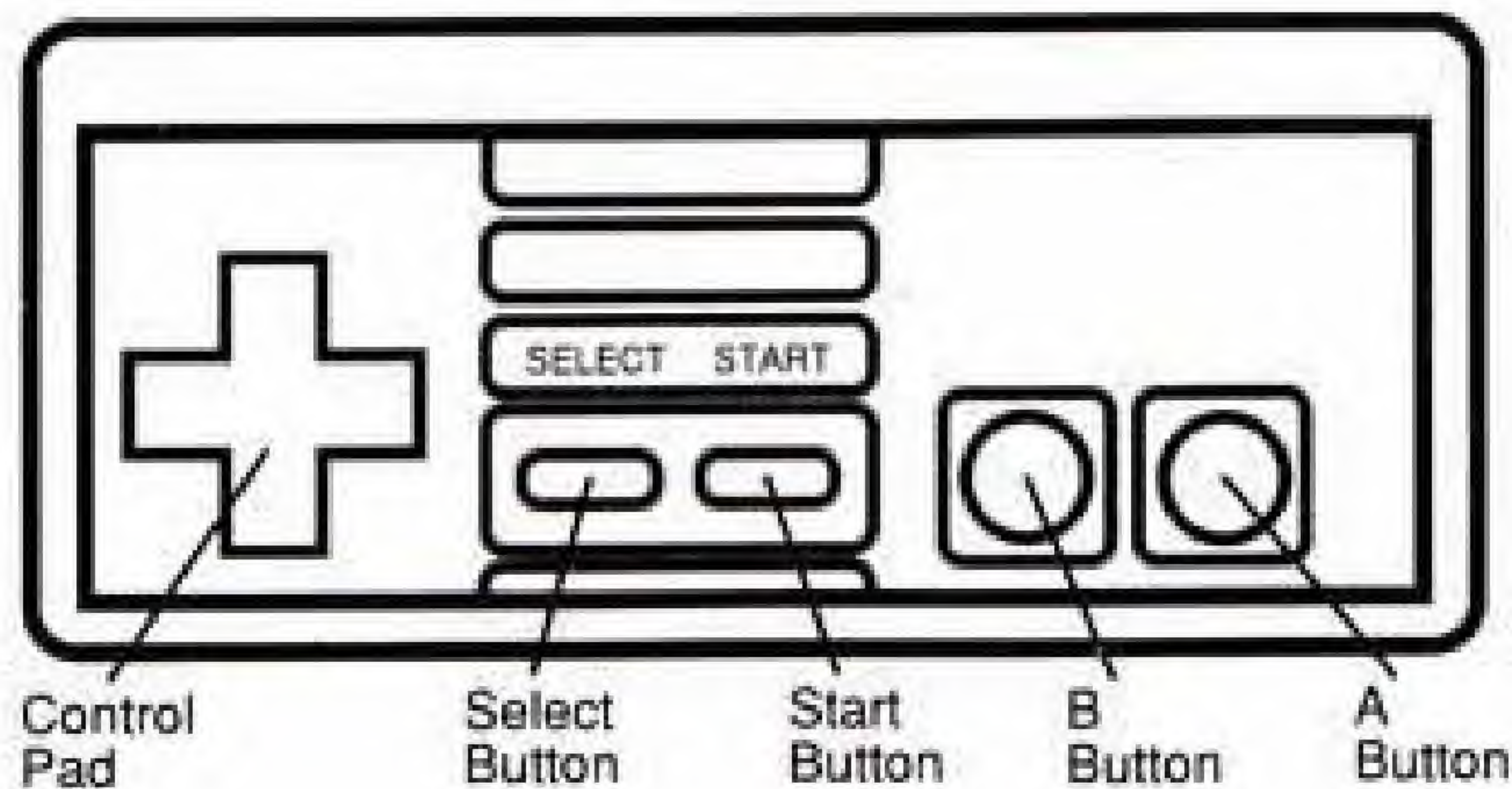
Getting mean to keep the Earth green

Once you've selected a stage, you will receive instructions from your employers, the Gordons. Pay attention so you'll know how to smash the trash and beat the Boss. Some stages are side-view and some are diagonal-view, so be ready for anything. Earn points along the way for defeating enemies and keep an eye out for Bonus Items and Life Items to earn extra lives and gain special powers. You've got some Zen-sational ninja moves, but if the enemies wear down your life gauge, you're wrecked. Once you've used up all your life units you can choose to continue when the CONTINUE screen appears. Choosing CONTINUE allows you to go back to the Stage Select screen or continue from the beginning of the stage you were just in. Press the CONTROL PAD up or down to select CONTINUE and press the START BUTTON to carry on.

THE SCREEN OF THE GRIME



THE ZEN METHOD OF CONTROL



ZEN AND THE ART OF INTERGALACTIC MARTIAL ARTS

All Stages

Jump: Press the A BUTTON.

Attack: Press the B BUTTON.

Use Life Item: Press the SELECT BUTTON.

Side-View Stages

Crouch: Press the CONTROL PAD down.

Hang from a branch or pipe: Press the CONTROL PAD up and press the A BUTTON to move and the B BUTTON to kick.

Drop to a floor below: Press the CONTROL PAD down together with the A BUTTON.

Rebound Jump: When you hit a wall, press the CONTROL PAD in the direction of the wall and at the same time press the A BUTTON. By doing this consecutively, you can climb to a high place.

Jab: Press the CONTROL BUTTON in the direction of the enemy and at the same time press the B BUTTON to jab attack. While jabbing, if you make contact with the enemy, hold the B BUTTON down and press the CONTROL PAD in the opposite direction for a powerful blow.

Diagonal-view Stages

Crouch: Hold the B BUTTON down to crouch after an attack.

Mid-air Attack: During a jump, press the B BUTTON to attack, or tap the B BUTTON rapidly to extend your jumping distance.

Jab: Press the CONTROL PAD in direction of the enemy and press the B BUTTON to jab attack. After the jab attack, you can hold the B BUTTON down and press the CONTROL PAD in the opposite direction for a powerful blow.

Jab and Toss: During the jab attack, once you make contact, you can hold down the B BUTTON and rotate the CONTROL PAD to swing the enemy in a circle. Release the B BUTTON and that garbage goon will go flying to that great dump in the sky.

ALL THE WORLD IS A STAGE, AND YOU MUST CLEAN UP ITS ACT

Acid Rain Forest

The beautiful botanical gardens have been poisoned by s-s-s-sneaky Sulfura's acid rain clouds. You must tap each flower with your Photon-Stick to revive every one. Then you must spring up high on a bouncy patch of grass to reach Sulfura's lofty perch. Press the A BUTTON and use careful timing to make the jump. Stop that vixen from bullying the blossoms once and for all.



NOTE: A Flower Moisture Gauge will tell you when the flowers become dried out. If they all dry out, your life decreases.

Slixxon Oil Rig

Rescue people trapped in an off-shore oil rig that has been set ablaze by the crude Oil Slick. You will find a fire extinguisher to help you after you've defeated about ten of Oil Slick's cronies. To use the fire extinguisher, press the CONTROL PAD up and press the B BUTTON. An indicator will tell you how many people you have left to save. Don't let Oil Slick slip away!



Biggs Toxic Factory

The Biggs Toxic Factory has been coughing out noxious fumes that are making it awfully hard to breath easy. Now a time bomb is ticking away inside, so you must defeat Smogger, the CEO of bad air himself and escape the factory before it explodes.

Runaway Railway Car

A high-speed chase down the tracks is a maze to really put Zen's mental powers to the test. Once you find the way out you must face Garbagegeman, the guru of rubbish. You'll have to hit the junction switch with your Photon-Stick to change the maze paths.



Rescue Mission

You'll be climbing the walls. Not because you're bored, but because that conniving Lord Contaminous has captured the Starchilde Jeremy! Use your Rebound Jump to scale the nearby walls so you can battle the creep and save Jeremy. If that cold-hearted kidnapper escapes, you can be sure you'll meet again.

IT PAYS TO RECYCLE IN THE BONUS STAGE


The Recycled Heroes were cleverly created by Zen with the Gordon device, the Recyclotron. In the Bonus Stage, you can receive powerful Bonus items by re-creating your allies. Recyclable materials will fall from above and you must toss them into the Recyclotron. Each time you get six in, you will create another homespun hero.



LAWN RANGER:

(made from leaves)

Earn 10,000 bonus points.



PULP

(made from magazines)

Earn a Life item, powered by ultra-intensive meditation.



BOTTLE BANDIT

(made from glass bottles)

Earn a shield item to block enemy hits.



CAN-IT

(made from aluminum cans)

Earn an extra player.



LIGHTS-OUT

(made from batteries)

Earn maximum life value.

THE PLACES OF THE MOST UNCLEAN

If you have survived so far, you are one spiffy recycler. But don't get too full of yourself. You have yet to face the Houses of the most Hideous where the nastiest Boss enemies live. Very few brave environmentalists have survived to tell about these terrible beasts. But we can tell you one thing. They fight dirty.



The Cavern of Crud

You're plunging through a deep cavern of gunk that's so treacherous and smelly, even the Boss character has split! While you're falling, you must go through the ledges by moving left or right.

Move fast, because the ceiling is also inching downward to squash you into a blue pancake.

The Cesspool

Meet the "charming" slimeball spewing creature of the Cesspool. Too bad no one ever told him it's not polite to spit rabid fighter soldiers.



Scrap Heap's Haven

It all comes together in the trash when a heap of rusted out junk forms together to make the meanest heavy metal foe you'd ever want to face.



The Impostor's Hideout

Zen discovers an evil twin who's trying to thwart his noble efforts. The nerve! Help the real Zen clobber this misguided (but good looking) clone.



Lord Contaminous' Shrine

You're about to come face to fang with the Prince of Pollution himself in his own digs. But hold on to your granola because this fiasco is only a preview of the ultimate showdown to come.

GOOD JUNK TO COLLECT



LIFE ITEM

Through ultra-intensive meditation, all player life units can be restored. Once you've stocked the Life Items, you can use them by pressing the **SELECT BUTTON**.
(Cannot be used during a jump, while falling, or while hanging.)

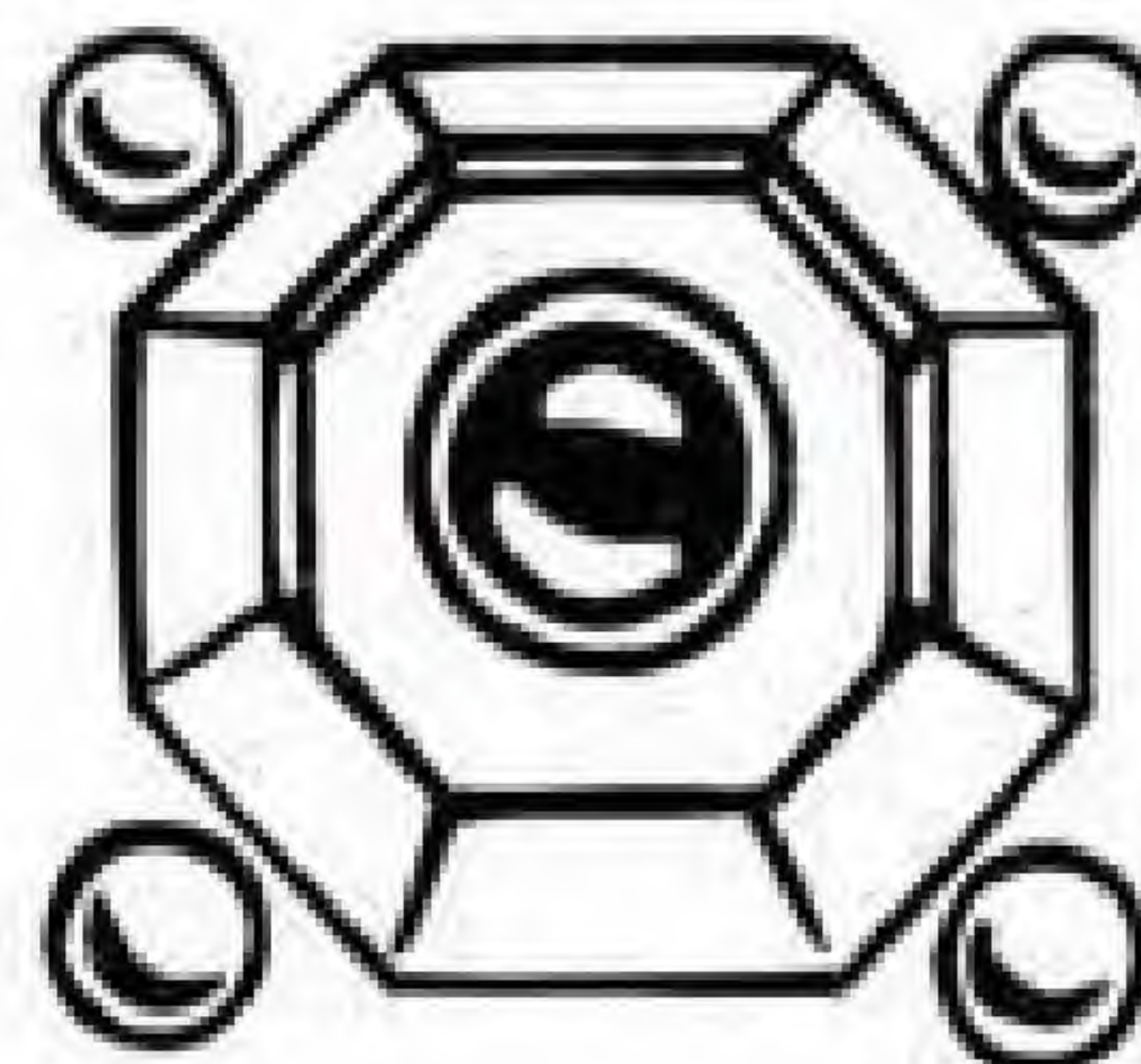


1 UP

Gives you one extra player.

SHIELD

Will protect you from three enemy hits.



FRIENDS OF THE EARTH



ZEN - INTERGALACTIC NINJA



JEREMY THE STARCHILDE

OH ROTTEN ONES



SULFURA



OIL SLICK



SMOgger

GARBAGEMAN



LORD CONTAMINOUS



TREAT YOUR KONAMI GAME PAK CAREFULLY

- This KONAMI Game Pak is a precision-crafted device with complex electronic circuitry. Avoid subjecting it to undue shock or extremes in temperature. Never attempt to open or dismantle the Game Pak.
- Do not touch the terminal leads or allow them to come into contact with water or the game circuitry will be damaged.
- Always make sure your NES Control Deck is SWITCHED OFF when inserting the Game Pak or removing it from the NES.

COMPLIANCE WITH FCC REGULATIONS

This equipment generates and uses radio frequency energy and if not installed and used properly, that is, in strict accordance with the manufacturer's instructions, may cause interference to radio and television reception. It has been type tested and found to comply with the limits for a class B computing device in accordance with the specifications in Subpart J of Part 15 of FCC Rules, which are designed to provide reasonable protection against such interference in a residential installation. However, there is no guarantee that interference will not occur in a particular installation. If this equipment does cause interference to radio or television reception, which can be determined by turning the equipment off and on, the user is encouraged to try to correct the interference by one or more of the following measures:

- Reorient the receiving antenna
- Relocate the NES with respect to the receiver
- Move the NES away from the receiver
- Plug the NES into a different outlet so that computer and receiver are on different circuits.

If necessary, the user should consult the dealer or an experienced radio/television technician for additional suggestions. The user may find the following booklet prepared by the Federal Communications Commission helpful: *How to Identify and Resolve Radio-TV Interference Problems*. This booklet is available from the U.S. Government Printing Office, Washington, DC 20402. Stock No. 004-000-00345-4.

DON'T FORGET TO CHECK OUT ZEN ON GAME BOY®



KONAMI[®]

Konami Game Hint and Tip Line:

1-900-896-HINT (4468).

70¢ per minute charge. Minors must have parental permission before calling.
Touch-tone phone required.

Konami[®] is a registered trademark of Konami Co., Ltd.

© 1991 Zen Comics Inc. All Rights Reserved. Used with permission.
Licensed exclusively by Surge Entertainment. © 1993 Konami, Inc.
All Rights Reserved.

Konami, Inc. 900 Deerfield Parkway Buffalo Grove, IL 60089-4510
Konami Warranty Services Line: (708) 215-5111.

PRINTED IN JAPAN